

6

5

4

3

2

1

MATERIAL AND FINISH:

Insulator: Impact resistance Polypropylene, black,
UL-94V-HB rated

PDSN-10A (wire leads): PVC, 26 AWG

Contact & terminals:

PDSN-10B: Brass, Nickel plated

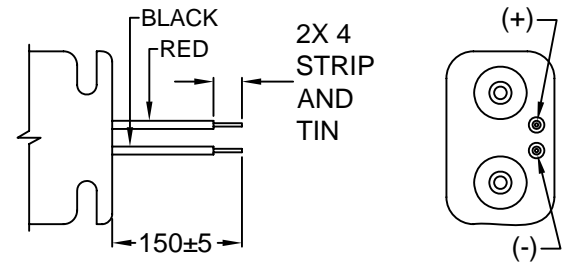
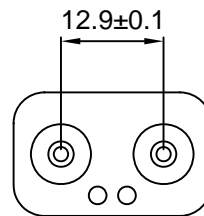
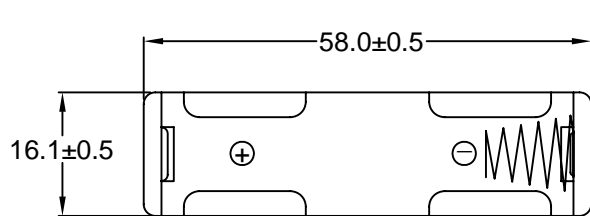
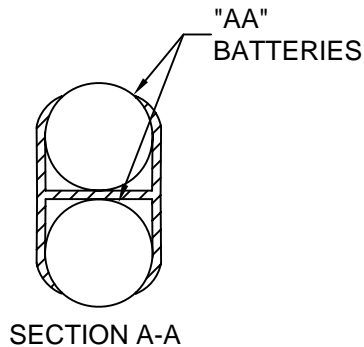
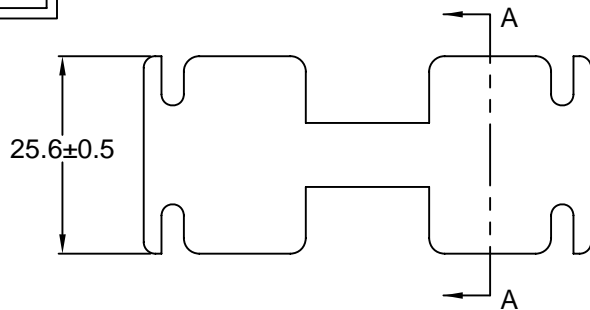
PDSN-10C: Brass, Nickel plated

PDSN-10D: Steel, Nickel plated

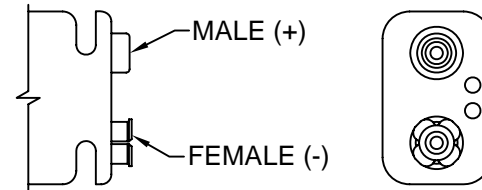
Spring: Spring Steel, Nickel plated imbedded in
Polypropylene

ENVIRONMENTAL:

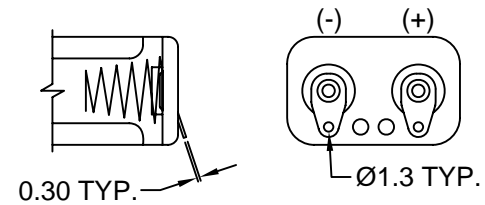
Operating temperature: -5°C to +83°C



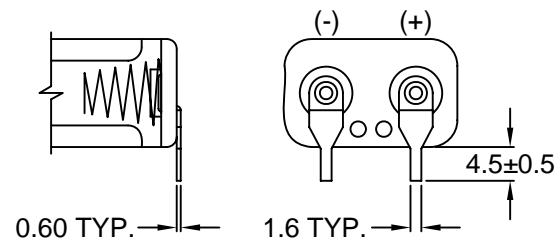
PDSN-10A WIRE LEADS



PDSN-10B SNAP TERMINAL



PDSN-10C SOLDER LUGS



PDSN-10D PCB PINS

REVISIONS	REV	DATE	CHANGE	CHNG	CHK	APPR
	A	12/99	UPDATED FORMAT & SPECS.	PB	TD	JU
	B	03/25/02	REVISED / UPDATED	GQ	TD	PB

TOLERANCE
UNLESS OTHERWISE SPECIFIED

X ± 1
X.X ± 0.4
X.XX ± 0.20

Power Dynamics, Inc.

Phone: 973 560-0019 Whippany, New Jersey Fax: 973 560-0076

PART: 2 CELL TYPE "AA" BATTERY HOLDER

DRAWN BY	TM	DATE:	3/21/94
CHECK BY	JD	DATE:	3/22/94
APPR BY	SS	DATE:	3/22/94

PART #: PDSN-10X		SHEET 1 of 1
SIZE: A	ALL DIMENSIONS FOR REFERENCE ONLY DIMENSIONS ARE IN MILLIMETERS	REV: B
SCALE: NTS		